



ES20-WA

Electric Stacker 2.0t

Ideal Choice for Heavy Duty Short Distance Handling and Stacking Tasks:
Long-tiller Design Makes Operations Easy and Convenient;
Long side tiller offers wider view and safer operation.

EP EQUIPMENT CO.,LTD
www.ep-ep.com



FEATURE



Performance

- The innovative AC system offers strong power, accurate control, excellent performance.
- High strength vertical gearbox, longer working life.
- Low-noise but durable hydraulic unit, good quality cylinder as well as hose ensure the high reliability of hydraulic system.
- AMP connector and durable electric wires greatly reduce malfunctions of components.
- CJ shape mast channel improves the strength of the whole truck.



Safety

- Safe hydraulic system design prevents mast from falling down abruptly when hydraulic pipeline cuts off.
- Emergency reverse belly button protects the operator from getting hurt.
- Emergency disconnecter will cut off power source to avoid accident when truck goes out of control.
- Multiple lifting limit protection ensures safety.
- Automatic switch to lower speed when the fork reaches its setting height.
- Anti-rolling back brake keeps the truck from skidding down when truck is out of control or travelling on ramp.
- Long aside tiller reduces operator's hazards.

Operation

- With the new design of ergonomical tiller head, all buttons can be reached conveniently & comfortably.
- Creep speed function: when tiller is in near vertical position, the driving speed will decrease automatically, allowing delicate operation in confined space.
- Long tiller offers easier operation.
- Aside Operation, Greater View.

Maintenance

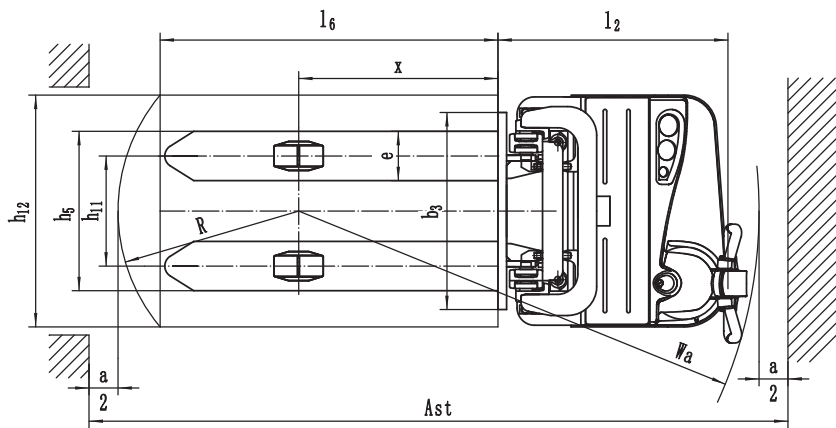
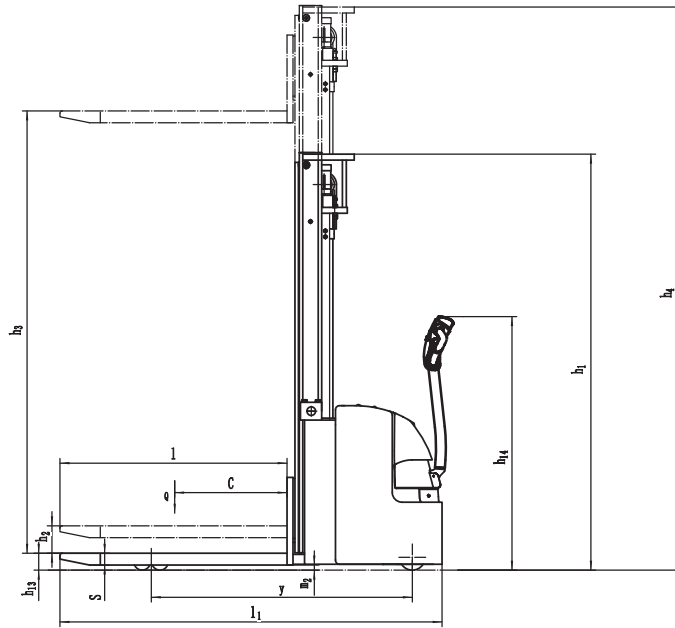
- AC traction motor, maintenance free.
- Hour meter and battery indicator remind the operator of battery charging.
- Back cover can be removed easily ; Access to all key components for inspection, maintenance and replacement.
- Easy access for battery maintenance.
- Vertical motor makes the inspection & service much more convenient.
- Control system allows easy trouble-shooting.
- Mast and chassis are assembled together, easy for maintenance.
- Low voltage cut off setting protects batteries.

Electric Stacker2.0†

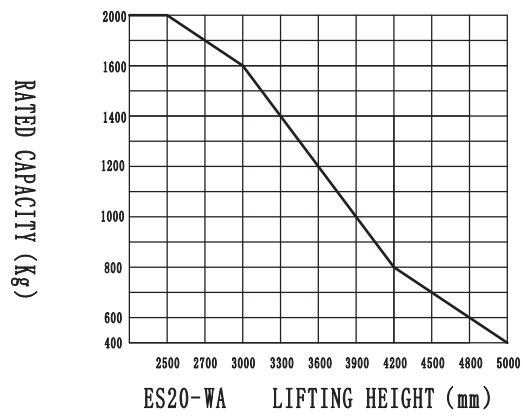
ES20-WA

Distinguishing mark	1.1	Manufacturer			EP
	1.2	Model designation			ES20-WA
	1.3	Drive			Electric
	1.4	Operator type			Pedestrian
	1.5	Load capacity	Q	kg	2000
	1.6	Load center distance	c	mm	600
	1.8	Load distance, centre of drive axle to fork	x	mm	693
	1.9	Wheelbase	y	mm	1305
	Service weight	2.1	Service weight		kg
2.2		Axle loading, laden front/rear		kg	850/2320
2.3		Axle loading, unladen front/rear		kg	780/390
Tyres/chassis	3.1	Tyre type			Polyurethane
	3.2.1	Tyre size, front		mm	Φ230x75
	3.3.1	Tyre size, rear		mm	Φ85x70
	3.4	Additional wheels (castor wheels)		mm	Φ130x55
	3.5	Wheels, number front/rear (x=drive wheels)		mm	1x +1/4
	3.6.1	Tread width, front	b10	mm	538
	3.7.1	Tread width, rear	b11	mm	410
Dimensions	4.0	Max. Lift Height	H	mm	3000
	4.2	Retracted mast height	h1	mm	2020
	4.3	Free lift	h2	mm	100
	4.4	Lift height	h3	mm	2912
	4.5	Height, mast extended	h4	mm	3465
	4.6	Initial lift	h5	mm	—
	4.9	Height of tiller handle in drive position min./max.	h14	mm	715/1200
	4.10	Height of wheel arms	h8	mm	—
	4.15	Lowered height	h13	mm	88
	4.19	Overall length	l1	mm	1940
	4.20	Length to face of forks	l2	mm	790
	4.21	Overall width	b1/b2	mm	800
	4.22	Fork dimensions	s/e/l	mm	60x190x1150
	4.24	Fork carriage width	b3	mm	—
	4.25	Distance between fork-arms	b5	mm	600
	4.26	Distance between wheel arms/loading surfaces	b4	mm	—
	Performance data	4.31	Ground clearance, laden, below mast	m1	mm
4.32		Ground clearance, center of wheelbase	m2	mm	18
4.34.1		Aisle width for pallets 1000×1200 crossways	Ast	mm	2465
4.34.2		Aisle width for pallets 800×1200 crossways	Ast	mm	2440
4.35		Turning radius	Wa	mm	1589
5.1		Travel speed, laden/unladen		km/h	4.5/5.0
5.2		Lifting speed, laden/unladen		m/s	0.11/0.16
5.3		Lowering speed, laden/unladen		m/s	0.32/0.23
5.8		Max. gradeability, laden/unladen		%	6/12
5.10		Service brake			Electromagnetic
Electric-engine	6.1	Drive motor rating S2 60 min		kW	1.1
	6.2	Lift motor rating at S3 15%		kW	3.0
	6.4	Battery voltage/nominal capacity		V/Ah	24/280
	6.5	Battery weight		kg	240
	Addition data	8.1	Type of drive control		
10.5		Steering design			Mechanical
10.7		Sound pressure level at the driver's ear		dB(A)	74

If there are improvements of technical parameters or configurations, no further notice will be given.
The diagram shown may contain non-standard configurations.



RATED CAPACITIES GRAPH



Mast Option

Mast types	Lift height h3+h13 (mm)	Height, mast lowered h1 (mm)	Free lift h2 (mm)	Height, mast extended h4 (mm)
2-Standard Mast	2700	1870	100	3165
	3000	2020	100	3465
	3300	2170	100	3765
	3600	2320	100	4065
	3900	2470	100	4365
	4170	2600	100	4625
2-Free Mast	—	—	—	—
	—	—	—	—
	—	—	—	—
3-Free Mast	4000	1830	1390	4470
	4500	2030	1590	4970
	4800	2130	1690	5270

Option

No.	Optional items	ES20-WA
1.1	Fork length	●1150○1220
1.2	Fork width	●600○685
1.3	Fork lowered height	●88
2.1	Load wheel type	●Double
2.2	Load wheel material	●PU
2.3	Drive wheel material	●PU○Trace PU
2.7	Battery capacity	●280Ah
2.8	Charger	●24V-30A External
2.9	Battery indicator	●With time
3.3	Castor wheels	●
3.4	Water auto-filling system	○
3.7	Warning lamp	○
3.9	Blue lamp	○
3.12	Hummer	○
3.16	Vertical handler working	●
4.1	Battery side pull function	●
4.5	Proportional lift system	○

Note: ●Standard ○Optional - Inconformity